

Paris Monuments

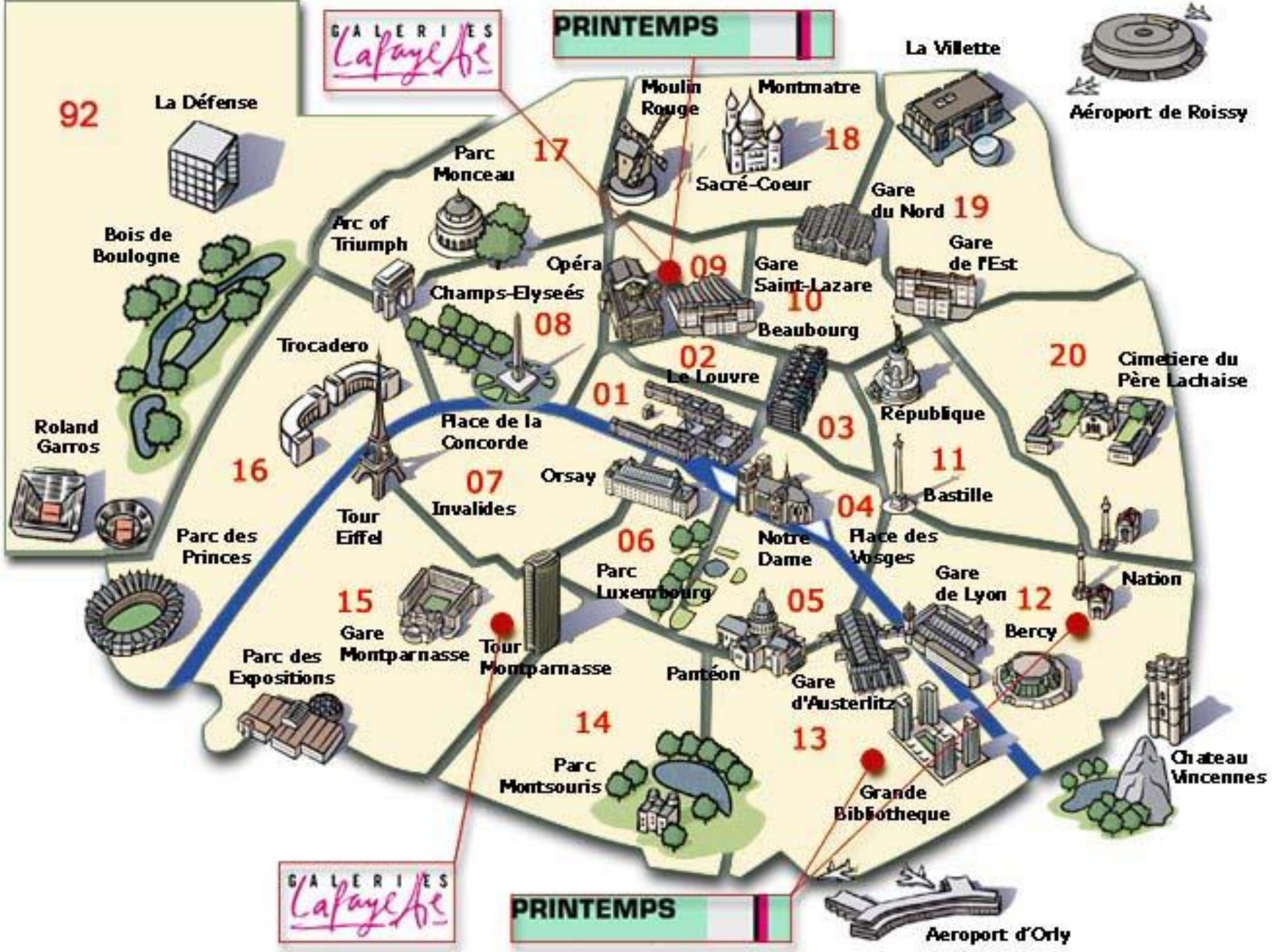
Bonjour!

- Homework on your desk (if you turned it in, I have it!)
- Get out your own piece of paper
- Betty in Paris Video
 - <http://vimeo.com/56458358>
 - As you watch this video, write down the name of each monument you recognize from yesterdays film.

GALERIES
Lafayette

PRINTEMPS

92



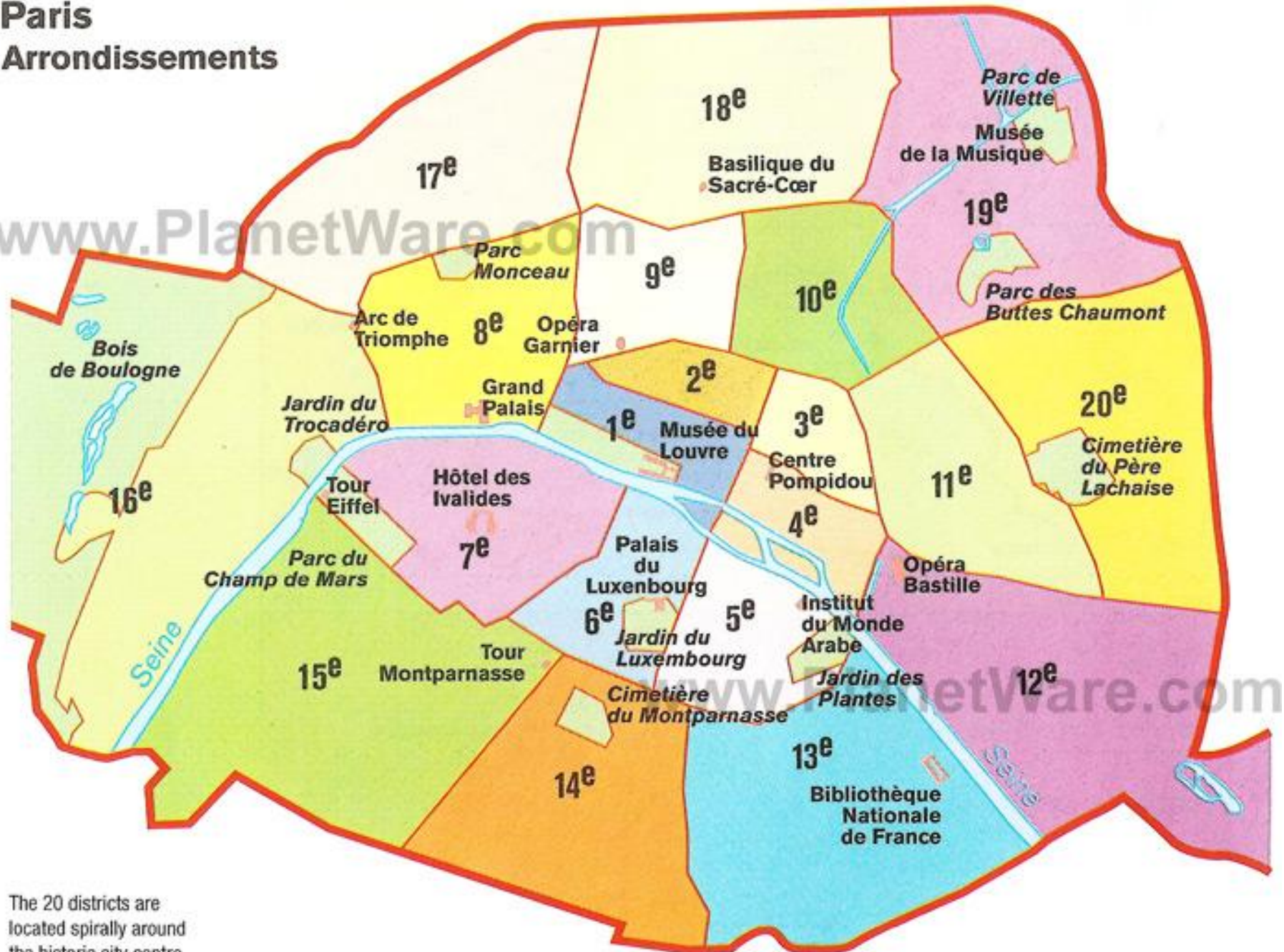
GALERIES
Lafayette

PRINTEMPS



Paris


Arrondissements




The 20 districts are located spirally around the historic city centre.

La Tour Eiffel

- Nick name:
« La dame de fer »
“The Iron Lady”
- 320 metres (1050 feet) in height
- Around 50 tonnes of paint are added to the Eiffel Tower every 7 years to protect it from rust.



Chrysler Building—New York City



Le Louvre



François 1ere



Venus de Milo



La Joconde




L'art du Louvre



Winged Victory
of Samothrace

A.K.A. Nike







Notre Dame



Arc de Triomphe



Les Champs Élysées



TAKE A SCROLL THROUGH THE LATIN QUARTER

Point Zero in France Notre Dame Cathedral



Le Quartier Latin

The Latin Quarter

Map Courtesy of PARIS ACCESS
By Richard Saul Wurman
HarperPerennial
(I highly recommend this book)

Université de Paris



Le Centre Pompidou



Le Musée D'Orsay



L'Obélisque de Louxor



L'Opera Garnier



Marc Chagall Painting in L'Opera Garnier



Les Invalides



Napoleon's Tomb (inside Les Invalides)



Montmartre

Le Sacré-Cœur



Château de Versailles



Galerie des Glaces (Hall of Mirrors)



Write the name of all the monuments you see

- If it appears twice, write it twice!
- [http://www.youtube.com/watch?v=JABOZpoB
YQE](http://www.youtube.com/watch?v=JABOZpoBYQE)

Devoirs

- Drawing the Monuments worksheet
 - 8 monuments from facts sheet
 - 1 drawing to represent paris
 - Can be representatios
 - EX: the clock in the Le Musée D'Orsay instead of the building

Bonjour!

- Homework on your desk
- Do the following activity on your own paper

NAME EACH MONUMENT AND GIVE A FACT

1.



2.



3.



4.



5.



Bonjour!

- Homework on your desk
- Do the following activity on your own paper

NAME EACH MONUMENT AND GIVE A FACT

1.



2.



3.



4.



5.



What to study for test

- What the monuments look like & their names
- Monument facts
- Metro vocabulary
 - Recognize the word and its meaning
 - NO SPELLING
- Highlighted facts in metro packet
- How to travel the metro